

Poly Dock



We Cover The Waterfront.

SHOREMASTER

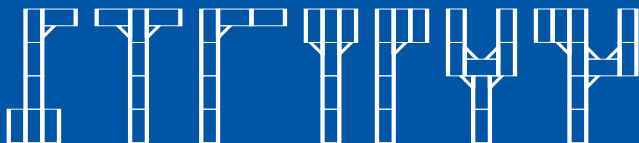


Poly Dock

It's the most fun afloat.

ShoreMaster designs the Poly Dock for stability and safety. This new durable modular floating dock is the perfect alternative if you have fluctuating water conditions or your lake bottom is not conducive to a conventional style dock. The Poly Dock's modular design means the system can be set up in an infinite number of configurations that can be quickly and easily reshaped or expanded to meet new requirements. Each section is 4 feet by 10 feet or 6 by 8 feet and can be attached to any other section at any point along its perimeter. The dock is constructed with rugged, durable polyethylene to give you years of convenient, dependable use. Visit us at www.shoremaster.com for additional information.


Examples of Dock Configurations



Accessories Available (See website for pictures)

- Ramp
- Handrail
- Flagpole holder
- Bench
- Bumpers
- Cleats
- Ladder

Product Features and Benefits




Exceptional Design

- Aesthetically pleasing sandstone brick pattern.
- Safe, non-slip surface.



Assembly

- The special Poly Dock connector is designed for easy installation.
- Available in 4, 6, 8 and 10 foot lengths to accommodate your dock configuration.



Poly Dock Corner Section

- 4' triangle section.
- Provides additional walking surface.
- Adds strength and stability.
- Allows for unique layouts.



Pipe Brackets

- Durable polyethylene pipe brackets keep your dock in place with changing water levels and add stability.

Authorized Dealer:

(800) 328-8945 Fergus Falls, MN - **(800) 346-3323** Camdenton, MO

www.shoremaster.com